

XINXIANG LIFEIERTE FILTER CORP., LTD  
新乡市利菲尔特滤器股份有限公司

**LEFILTER**<sup>®</sup>

XINXIANG LIFEIERTE FILTER CORP., LTD  
新乡市利菲尔特滤器股份有限公司


Short Name: Xixiang Filter      Stock code : 837936



Industrial Oil Filtration & Purification Technology

XINXIANG · CHINA

ООО «ТИ-СИСТЕМС» ИНЖИНИРИНГ И ПОСТАВКА ТЕХНОЛОГИЧЕСКОГО ОБОРУДОВАНИЯ  
Интернет: [www.tisys.ru](http://www.tisys.ru) [www.tisys.kz](http://www.tisys.kz) [www.tisys.by](http://www.tisys.by) [www.tesec.ru](http://www.tesec.ru) [www.ти-системс.рф](http://www.ти-системс.рф)  
Телефоны: +7 (495) 7774788, 7489626, (925) 5007155, 54, 65  
Эл. почта: [info@tisys.ru](mailto:info@tisys.ru) [info@tisys.kz](mailto:info@tisys.kz) [info@tisys.by](mailto:info@tisys.by)



# Contents

# Company Profile

Short Name: Xinxiang Filter  
Stock code : 837936

Oil Purifiers.....	01
Oil Filter Assemblies.....	17
Oil Filter Elements.....	21
Coalescers & Separators.....	30

China Famous Industrial Oil Filtration & Purification Products Manufacturer!

Xinxiang Lifeierte Filter Corp., Ltd is specialized in manufacturing industrial oil filtration & purification products.Lefilter is a public listed in China,stock number:837936.

Our filters mainly used for fluid filtration & purification in different industries:

Metallurgy,power generation,cement plant,machining industry,chemical plant,mining,oil & gas industry,hydraulic control system,pulp & paper industry,marine maintenance & service,aviation, military industry.

We always take quality as our life,so every filter will be inspected and tested before delivery to keep our clients' machine safe.We follow standards as below:

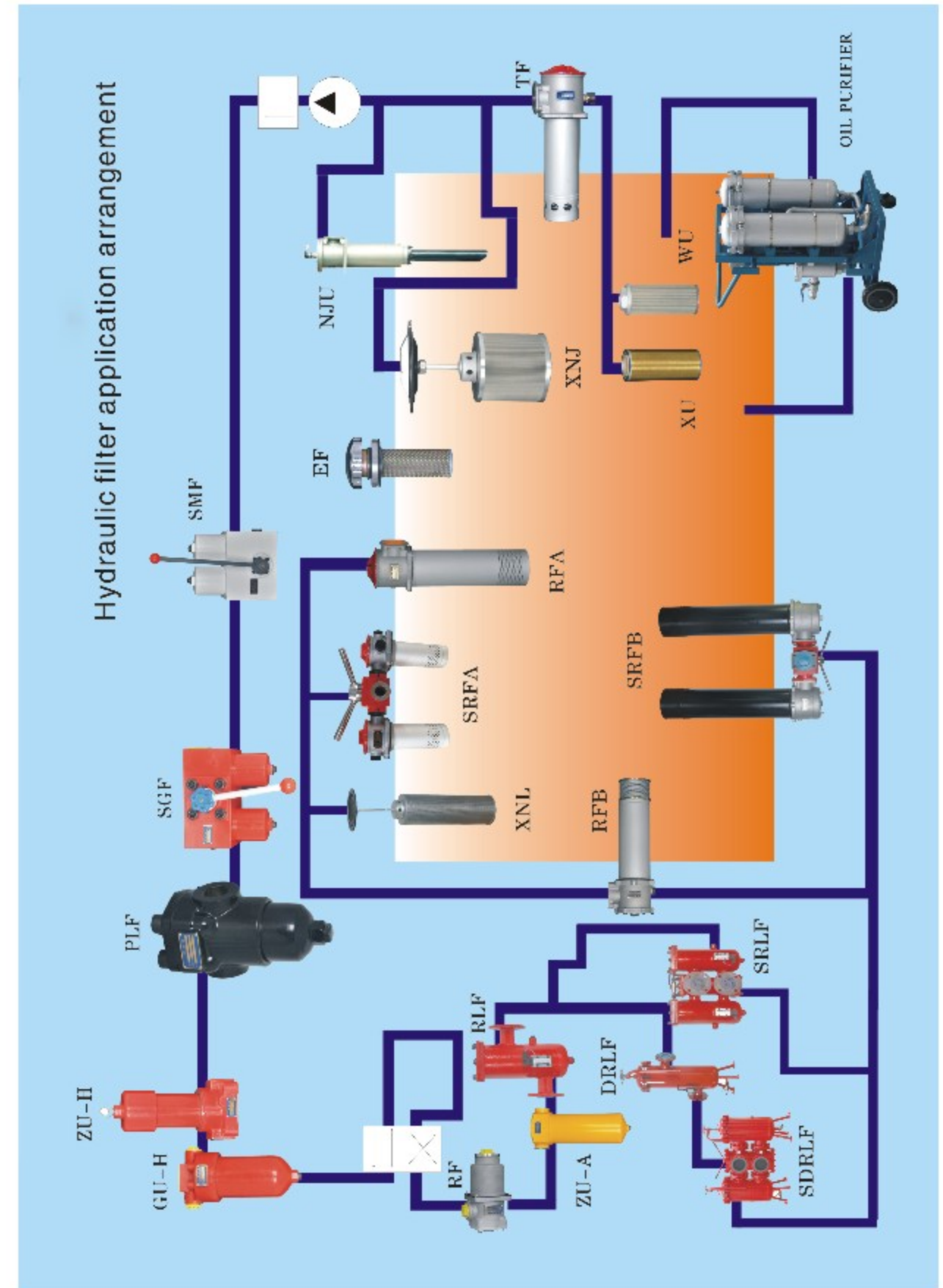
- ISO 2941-----Collapse & Burst Resistant
- ISO 2942-----Fabrication & Integrity Test
- ISO 2943-----Material Compatibility with Fluids
- ISO 3724-----Flow Fatigue Characteristics
- ISO 3968-----Pressure Drop vs. Flow Rate
- ISO 16889----Multi-pass Performance Testing

## About Us



## Partner





## Oil Purifiers

### BLYJ Series Portable Oil Purifiers



#### Application:

Hydraulic lubrication system refueling and regular maintenance  
Hydraulic lubrication system bypass's filtration

#### Product Performance:

1. The oil filter cart is an ultra-portable fuel oil filter machine.
2. The machine is easily to carry, can fill oil to any hydraulic lubrication equipment in various circumstances and purify the oil.
3. The coarse filtration of suction port can protect the pump and extend the life of the main filter.
4. The precision filter chosen by different users for different precision, and can achieve the desired results.

#### Technical Parameters:

Model	BLYJ-6-*/**	BLYJ-10-*/**	BLYJ-16-*/**
Rated flow( L/min)	6	10	16
Temperature(°C)	6-80		
Recommended viscosity (CSt)	10-160		
Rated pressure (Mpa)	0.4		
The original pressure loss (Mpa)	≤0.02		
First filtration precision before pump (μm)	40		
Secondary filtration accuracy after pump (μm)	3,5,10,20,40		
Voltage (V)	Three-phase AC380V Two-phase AC220V		
Motor Power (kw)	0.18	0.25	0.35
Weight (kg)	13	16	18
Dimensions(mm)	350x200x510	400x200x510	420x200x510

Note: \* Secondary precision filter accuracy, such as 003 means 3 μm

\*\* The applicable media: generally hydraulic oil

BH: water, glycol

V: phosphate ester hydraulic fluids

### LYC-A Series Movable Oil Purifiers

#### Applications

- Purifying new oil
- Filling the new oil and filtrating
- Purifying oil being used.
- The bypass filtration in the hydraulic lubrication system .

#### Product Performance

1. The oil filter consists of a motor-driven gear pump, dedicating low noise, strong self-absorption capacity, smoothie running characteristics.
2. The high-pressure pipe with overflow protection device, which can effectively protect the safety of hydraulic system.
3. The use of thermal relay protection to prevent motor damage caused by motor overload.
4. The coarse filtration of suction port can protect the pump and extend the life of the main filter.
5. The precision filter chosen by different users for different precision, and can achieve the desired results.
6. Precision oil filtration housing with quick open structure, which can quickly open the cover and replace the filter without any tools.
7. Pressure gauge equipped on the panel, can show the continuous indication of the degree of contamination of the system operating conditions and filter.



#### Technical Parameters

Model	LYC-25A-*/**	LYC-32A-*/**	LYC-40A-*/**	LYC-50A-*/**	LYC-63A-*/**	LYC-100A-*/**	LYC-150A-*/**
Rated flow(L/min)	25	32	40	50	63	100	150
Temperature (°C)	5-80						
Recommended viscosity (CSt)	10-160						
Rated pressure (MPa)	0.6						
The original pressure loss (MPa)	≤0.01						
First filtration precision before pump (μm)	100						
Secondary filtration accuracy after pump (μm)	3,5,10,20,40						
Voltage (V)	Three-phase AC380V Two-phase AC220V						
Motor Power( kw)	0.55	0.75	1.1	1.1	1.5	2.2	3.0
Weight (kg)	35	64	75	80	85	100	135
Dimensions (mm)	430X350X950	430X350X950	720X680X1020	720X680X1020	720X680X1020	720X750X1020	720X750X1220

Note: \* Secondary precision filter accuracy, such as 003 means 3 μm

\*\* The applicable media: generally hydraulic oil

BH: water, glycol

V: phosphate ester hydraulic fluids

## LYC-B Series High-precision Oil Purifiers

### Applications

- New oil filtration
- Filling the new oil and purifying
- Cleaning up the oil being used
- Bypass filtration when hydraulic lubrication system at work
- Removing the water from oil system

### Product Performance

1. The machine consists of a motor-driven gear pump, dedicating low noise, strong self-absorption capacity, and smooth running characteristics.
2. The high-pressure pipe with overflow protection devices, which can effectively protect the safety of the hydraulic system.
3. The use of thermal relay protection to prevent motor damage caused by motor overload.
4. Coarse filtration of suction port can protect the pump and extend the life of the main filter.
5. After the pump has two precision filters, so the oil can quickly reach high cleanliness.
6. First precision filter can filter out the larger particles of impurities, and secondary precision filter can filter out smaller particles or moisture.
7. The precision filter chosen by different users for different precision, can provide better protection for the system.
8. Precision oil filtration housing with quick open structure, which can quickly open the cover and replace the filter without any tools.
9. Pressure gauge equipped on the panel, can show the continuous indication of the degree of contamination of the system operating conditions and filter.



### Technical Parameters

Model	LYC-25B-*/**	LYC-32B-*/**	LYC-40B-*/**	LYC-50B-*/**	LYC-63B-*/**	LYC-100B-*/**	LYC-150B-*/**
Rated flow(L/min)	25	32	40	50	63	100	150
Temperature (°C)	5-80						
Recommended viscosity(CSt)	10-160						
Rated pressure(MPa)	0.6						
The original pressure loss(MPa)	≤0.01						
First coarse filtration accuracy(μm)	100						
Secondary precision filtration accuracy(μm)	10,20,40						
Third precision filtration accuracy(μm)	3,5,10,20,40						
Voltage(V)	Three-phase AC380V Two-phase AC220V						
Motor Power(kw)	0.55	0.75	1.1	1.1	1.5	2.2	3.0
Weight(kg)	46	78	90	96	102	120	160
Dimensions(mm)	520x350x950	520x350x950	720x680x1020	720x680x1020	720x680x1020	720x750x1020	720x750x1220

Note: \* Secondary precision filter accuracy, such as 003 means 3 um  
 \*\* The applicable media: generally hydraulic oil  
 BH: water, glycol  
 V: phosphate ester hydraulic fluids

## LYC-C Series Box-type Movable Oil Purifiers

### Applications

- Fuel filtration of when filling to the hydraulic lubrication system
- Bypass filtration when hydraulic lubrication system at work
- Loop filtration before the hydraulic lubrication system into operation.
- Access hydraulic lubrication system, comprehensively improve the cleanliness of the system

### Product Performance

1. This machine adopts refined shell covered all the components to protect equipment from outside contamination, particularly adapted to the use of special environmental requirements of the occasion.
2. The machine consists of a motor-driven gear pump, dedicating low noise, strong self-absorption capacity, and smooth running characteristics.
3. The high-pressure pipe with overflow protection devices, which can effectively protect the safety of the hydraulic system.
4. The use of thermal relay protection to prevent motor damage caused by motor overload.
5. Coarse filtration of suction port can protect the pump and extend the life of the main filter.
6. After the pump has two precision filters, so the oil can quickly reach high cleanliness.
7. First precision filter can filter out the larger particles of impurities, and secondary precision filter can filter out smaller particles or moisture.
8. The precision filter chosen by different users for different precision, can provide better protection for the system.
9. Precision oil filtration housing with quick open structure, which can quickly open the cover and replace the filter without any tools.
10. Pressure gauge equipped on the panel, can show the continuous indication of the degree of contamination of the system operating conditions and filter.



### Technical Parameters

Model	LYC-32C-*/**	LYC-40C-*/**	LYC-50C-*/**	LYC-63C-*/**	LYC-100C-*/**
Rated flow (L/min)	32	40	50	63	100
Temperature (°C)	5-80				
Recommended viscosity (CSt)	10-160				
Rated pressure (Mpa)	0.6				
The original pressure loss (Mpa)	≤0.01				
First coarse filtration accuracy (μm)	100				
Secondary precision filtration accuracy (μm)	10,20,40				
Secondary precision filtration accuracy (μm)	3,5,10,20				
Voltage (V)	Three-phase AC380V Two-phase AC220V				
Motor Power (kw)	0.75	1.1	1.1	1.5	2.2
Weight (kg)	135	145	150	156	182
Dimensions (mm)	950×560×900	950×560×900	950×560×900	950×560×900	1100×660×1000

Note: \* Secondary precision filter accuracy, such as 003 means 3 um  
 \*\* The applicable media: generally hydraulic oil  
 BH: water, glycol  
 V: phosphate ester hydraulic fluids

### LUC Series Fine Oil Purifiers

#### Technical Parameters:

Model	LUC-16	LUC-40	LUC-63	LUC-100
Rated flow(L/min)	16	40	63	100
Temperature(°C)	5-80			
Recommended viscosity (CSt)	10-160			
Rated pressure(MPa)	0.6			
Pressure loss (MPa)	< 0.02			
First class micron(μm)	100			
Second class micron(μm)	3.5,10,20,30			
Voltage(V)	Three-phase AC380V Two-phase AC220V			
Motor Power(kw)	0.37	0.75	1.1	1.5
Weight(kg)	60	90	100	110
Dimensions(mm)	920x470x350	930x648x400	960x560x400	960x560x400



### LUCB Series Fine Oil Purifiers

#### Technical Parameters:

Model	LUCB-16	LUCB-40	LUCB-63	LUCB-100
Rated flow (L/min)	16	40	63	100
Temperature (°C)	5-80			
Recommended viscosity (CSt)	10-160			
Rated pressure(MPa)	0.6			
Pressure loss (MPa)	< 0.02			
First class micron(μm)	100			
Second class micron(μm)	3.5,10,20,30			
Voltage (V)	Three-phase AC380V Two-phase AC220V			
Motor Power (kw)	0.37	0.75	1.1	1.5
Weight (kg)	60	90	100	110
Dimensions (mm)	800x1440x1475	800x1440x1475	800x1440x1475	800x1440x1475



Patent No.: ZL201520487320.4

### LUCA Series Fine Oil Purifiers

#### Technical Parameters:

Model	LUCA-16	LUCA-40	LUCA-63	LUCA-100
Rated flow(L/min)	16	40	63	100
Temperature(°C)	5-80			
Recommended viscosity (CSt)	10-160			
Rated pressure(MPa)	0.6			
Pressure loss (MPa)	< 0.02			
First class micron(μm)	100			
Second class micron(μm)	80			
Third class micron(μm)	50			
Forth micron(μm)	3.5,10,20,30			
Voltage (V)	Three-phase AC380V Two-phase AC220V			
Motor Power(kw)	0.37	0.75	1.1	1.5
Weight(kg)	60	90	100	110
Dimensions(mm)	920x470x350	930x648x400	960x560x400	960x560x400



### LUCD Series Fine Oil Purifiers

#### Technical Parameters:

Model	LUCD-40	LUCD-63	LUCD-100
Rated flow(L/min)	40	63	100
Temperature (°C)	5-80		
Recommended viscosity (CSt)	10-160		
Rated pressure (MPa)	0.6		
Pressure loss (MPa)	< 0.02		
First class micron(μm)	100		
Forth micron(μm)	3.5,10,20,30		
Voltage(V)	Three-phase AC380V Two-phase AC220V		
Motor Power(kw)	1.1	1.5	2.2
Weight (kg)	120	130	140
Dimensions (mm)	430x720x770	430x720x770	430x720x770



## FCM Series Equivalent Oil Purifier

### Applications

Hydraulic and lubrication systems in different industries (for example, machine tools, plastic injection moulding machines, paper mills, construction machinery, steel industry, marine & offshore, mobile industry)

### Advantages

- Prevents costly component damage and system failures
- Reliable and convenient operation
- Increased oil service life
- Reduction in Life Cycle Cost LCC



### Technical specifications

	Vane pump version	Gear pump version
Max. flow rate	FCM 60 = 60 l/min FCM 100 = 100 l/min	
Voltage	230V 50Hz, 380-420V 50Hz, 440V-480V 60Hz	
Micron	3-40µm	
Operating pressure	pmax = 6 bar	pmax = 10 bar
Viscosity range	15 ... 400 mm <sup>2</sup> /s	15 ... 1000 mm <sup>2</sup> /s
Permitted operating fluid	Mineral oil (DIN 51424)	
Fluid temperature	-10 ... 80 °C	
Ambient temperature	-10 ... 40 °C	
Seals, gaskets	NBR	
Protection class	IP 55	
Connections/Length of hoses Suction hose Pressure hose	NW 38 (1 1/2) / 2.5 m NW 25 (M 36x2) / 4 m	
Weight	135 kg (FCM 60)	145 kg (FCM 100)
Sizes	705x610x1245mm	

## FT 5 Series Barrel Transportation and Filtration Trolley Equivalent

### Description

The barrel transportation and filtration trolley FT 5 is a mobile oil service unit. It fills/filters hydraulic and lubrication tanks. The unit is designed to carry a standard oil drum (200l). There is also the option to bypass the filter when emptying tanks (Version F).

### Applications

Hydraulic and lubrication oil systems in a variety of industries

### Advantages

- Convenient offline filtration
- Easy, safe transport of a 200 l standard oil drum
- Easy to operate
- Filling to a defined cleanliness class
- Greater system availability
- Reduction in Life Cycle Cost LCC



### Technical specifications

Max. flow rate	30/40 l/min
Voltage	230V 50Hz, 380-420V 50Hz, 440V-480V 60Hz
Micron	3-40 µm
Operating pressure	4.5 bar max.
Viscosity range	15 ... 800 mm <sup>2</sup> /s (version-dependent)
Permitted operating fluid	Mineral oil (others on request)
Permitted suction pressure at suction port	-0.4 bar to +0.6 bar
Fluid temperature	-10 ... 80 °C
Ambient temperature	-20 ... 40 °C
Seals	NBR
Protection class	IP 54
Power cable length	6 m
Hoses length	3 m
Hose connections	Suction hose NW 30 with lance Pressure hose NW 25 with lance
Weight	≈ 160 kg
Accessories	Pistol grip filling nozzle Flow meter
Sizes	1500x820x860mm



## OF5 Series Oil Purifier Equivalent

### Description

The filtration unit OF 5 mobile is designed to fill/filter hydraulic and lubrication tanks and to filter offline. There is also the option (Version F) to bypass the filter when emptying tanks.

### Applications

Hydraulic and lubrication oil systems in a variety of industries

### Advantages

- Convenient offline filtration
- Simple to operate
- Greater system availability
- Reduction in Life Cycle Cost LCC



### Technical specifications

Pump type	Vane pump
Max. flow rate	30/40 l/min
Voltage	230V 50Hz, 380-420V 50Hz, 440V-480V 60Hz
Micron	3-40 μm
Operating pressure	4.5 bar max.
Viscosity range	15 ... 800 mm <sup>2</sup> /s (version-dependent)
Permitted operating fluid	Mineral oil (others on request)
Permitted suction pressure at suction port	-0.4 bar to +0.6 bar
Fluid temperature	-10 ... 80 °C
Ambient temperature	-20 ... 40 °C
Seals	NBR
Protection class	IP 54
Power cable length	10m
Hoses length	3 m
Hose connections	Suction hose NW 30 with lance Pressure hose NW 25 with lance
Weight	≈ 75 kg
Sizes	900×530×850mm

## OF5 with FCU Series Oil Purifier Equivalent

### Description

The filtration unit OF 5 mobile is designed to fill/filter and empty hydraulic and lubrication tanks, and to filter offline. The built-in FluidControl Unit FCU 2000 measures the particle contamination and monitors the oil cleanliness.

### Applications

Hydraulic and lubrication oil systems in a variety of industries

### Advantages

- Convenient offline filtration
- Simultaneous monitoring of the particle contamination
- Simple to operate
- Greater system availability
- Reduction in Life Cycle Cost LCC



### Technical specifications

Pump type	Vane pump
Max. flow rate	40 l/min
Voltage	230V 50Hz, 380-420V 50Hz, 440V-480V 60Hz
Micron	3-40 μm
Operating pressure	4.5 bar max.
Viscosity range	15 ... 300 mm <sup>2</sup> /s (version-dependent)
Permitted operating fluid	Mineral oil (others on request)
Permitted suction pressure at suction port	-0.4 bar to +0.6 bar
Fluid temperature	-10 ... 70 °C
Ambient temperature	-20 ... 40 °C
Seals	NBR (Option: FPM)
Protection class	IP 54
Power cable length	10m
Hoses length	3 m
Hose connections	Suction hose NW 30 with lance Pressure hose NW 25 with lance
Weight	≈ 92 kg
Sizes	910×630×980mm

## OFU Series Oil Purifier Equivalent

### Description

The Filter Pump Transfer Unit OFU is a mobile oil service unit and is used to filter oil when filling systems and when transferring hydraulic and lubricating fluids.

### Applications

Hydraulic and lubrication oil systems in a variety of industries

### Advantages

- Convenient offline filtration
- Easy operation
- Greater system availability
- Reduction in Life Cycle Cost LCC



### Technical specifications

Pump type	Gear pump
Max. flow rate	100 l/min
Voltage	230V 50Hz, 380-420V 50Hz, 440V-480V 60Hz
Micron	3-40 μ m
Operating pressure	10 bar max.
Viscosity range	15 ... 1000 mm <sup>2</sup> /s (version-dependent)
Permitted operating fluid	Mineral oil (others on request)
Permitted suction pressure at suction port	-0.4 bar to +0.6 bar
Fluid temperature	-10 ... 80 °C
Ambient temperature	-20 ... 40 °C
Seals	NBR (Option: FPM)
Protection class	IP 54
Power cable length	10m
Suction hoses	2.5 m
Pressure hose	4m
Hose connections	Suction hose NW 30 with lance Pressure hose NW 25 with lance
Weight	≈ 130 kg
Sizes	950×630×800/1240mm

## PFC Series Oil Purifier



### Description

PFC series high efficiency oil purifier adopts new environmentally friendly filter elements, it can be used for a variety of liquid media's efficient filtration of solid particles in a variety of occasions.

### Features

- Lock pressure differential alarm. Prevent false alarms during cold start.
- The filter has a bypass valve to avoid system interruption.
- Motor phase loss phase protection.
- The acousto-optic pressure difference alarm prompts the replacement of the filter element.
- Suction port strainer protects the oil pump.
- The port diffuser prevents air from entering the tank.
- The universal wheel makes the movement more flexible and convenient.
- Increase the oil pan and tubing fixtures to reduce environmental pollution.
- The oil pump has an overflow valve.

### Technical specifications

Model	PFC 8924-25	PFC 8314-50	PFC 8314-100	PFC 8314U-100	PFC 8314-150	PFC 8300-50-YV	PFC 8300-100-YV	PFC 8314-400
Pressure	1.0Mpa							
Motor power	0.75Kw	1.5Kw	3Kw	3Kw	4Kw	2.2Kw	4Kw	15Kw
Power supply	380V X 3phase / 50Hz							
Flow	25L/min	50L/min	100L/min	100L/min	150L/min	50L/min	100L/min	400L/min
Micron	βx=1000 (x=2.5, 5, 7, 12, 22μm) / old standard βx≥200 (x=1, 3, 6, 12, 25μm)							
Working temp.	0~80°C							
Media	Mineral oil, water glycol, phosphate anti-flammable liquid, etc.							
Viscosity	≤100cSt				≤700cSt		≤260cSt	
Size (mm)	600×550×860	700×650×900	800×650×1400	700×650×950	800×650×1400	700×650×900	1000×810×1610	1720×1620×1740
Weight (Kg)	65	115	160	115	165	115	192	650

## GLYC Series High Viscosity Oil Purifiers

### Applications

- Filtration of high viscosity oil
- The filling of high viscosity oil
- The bypass filtration when high viscosity oil system at work

### Product Performance

1. The oil filter machine used special high-viscosity oil pump, having advantages of transmission fluid smooth, pulseless, low noise, small vibration and strong self-absorption capacity.
2. Can filter a variety of corrosive media, particularly suitable for filling and purifying the high viscosity oil.
3. Optional heating function, when the temperature is too low or the oil viscosity is too large, you can start the heater for heating oil, the maximum temperature is up to 120 °C.
4. The pipe with overflow protection devices, which can effectively protect the safety of the hydraulic system.
5. The use of thermal relay protection to prevent motor damage caused by motor overload.
6. The coarse filtration of suction port can protect the pump and extend the life of the main filter.
7. The precision filter chosen by different users for different precision, and can achieve the desired results.
8. Precision oil filtration housing with quick open structure, which can quickly open the cover and replace the filter without any tools.
9. Pressure gauge equipped on the panel, can show the continuous indication of the degree of contamination of the system operating conditions and filter.



### Technical Parameters

Model	LYC-25B-*/**	LYC-40B-*/**	LYC-50B-*/**	LYC-63B-*/**	LYC-100B-*/**	LYC-160B-*/**
Rated flow(L/min)	25	40	50	63	100	160
Temperature( °C)	5-100					
Recommended viscosity(CSt)	10-760					
Rated pressure(MPa)	1.0					
The original pressure loss(MPa)	≤0.2					
First class filtration micron(μm)	100					
Secondary class filtration micron(μm)	10,20,30					
Third class filtration micron(μm)	3,5,10,20,40					
Voltage(V)	Three-phase AC380V Two-phase AC220V					
Motor Power(kw)	1.1	1.2	3.0	3.0	4.0	5.5
Weight(kg)	160	232	240	265	400	540
Dimensions(mm)	1080x600x980	1200x600x980	1500x740x1020	1500x740x1020	1500x740x1020	1500x740x1020

Note: \* Secondary precision filter accuracy, such as 003 means 3 um

\*\* The applicable media, The range of 10 ~ 3000 CST

## LYC-G Series High Solid Content Oil Purifiers

### Applications

- The filtering of high solid content lubricants
- The clarification and filtration of large amount of lubricating
- The regeneration oil filter

### Product Performance:

1. The oil filter cart is more suitable for using in the condition of oil pollution and oil higher solids content, especially adapted to the clarification and filtration of waste oil regeneration.
2. The filter is made of a special filter material, a large filter thickness thereof is 10 to 15 times the normal filtering medium, high filtration efficiency, can effectively remove suspended solids, particles and rust in the liquid. It is empty path with a gradient structure, the filter pore size outside big but inner is small, with excellent depth filtration.
3. The scientific design, compact structure, which can withstand high pressure filtration.
4. Unique deep mesh structure has a very high dirt holding capacity.
5. The filter has stable part and chemical properties, and the medium has good compatibility.

### Technical Parameters

Model	LYC-32G-*/**	LYC-50G-*/**	LYC-100G-*/**	LYC-150G-*/**	LYC-200G-*/**
Rated flow (L/min)	32	50	100		200
Temperature (°C)	5-80				
Recommended viscosity (CSt)	10-160				
Rated pressure (MPa)	0.6				
Pressure loss (MPa)	≤0.1				
First class micron(μm)	180,120,80				
Secondary class micron(μm)	5,10,20				
Third class micron(μm)	3				
Voltage (V)	Three-phase AC380V Two-phase AC220V				
Motor Power (kw)	0.75	1.1	2.2	3.0	5.5
Weight (kg)	220	280	360	480	600
Dimensions mm	900x600x1080	1000x600x1080	1200x880x1520	1200x880x1520	1350x900x1870

Note: \* Secondary precision filter accuracy, such as 003 means 3 um

\*\* The applicable media: generally hydraulic oil



## LYC-J Series Coalescence Dehydrated Oil Purifiers

Patent No. : ZL201620198408.9



### Applications

- The purifying of turbine oil and transformer oil
- The water and dust purifying of hydraulic oil lubrication system
- Access hydraulic lubrication system comprehensively improve the cleanliness of the system

### Technical Principles

Different liquids have different surface tension, while the liquid flows through the orifice, the smaller the surface tension, the faster the rate adopted,

When different mixing liquid into the separator, first enter the coalescing filter, coalescence filter having a multi-layer filter media, pore size is incremented step by step. Due to differences in surface tension, oil quickly pass filter layer, and the water was more slowly; and because coalescence filter uses a hydrophilic material, small particles of water is adsorbed on the surface of the filter layer resulting in coalescence of water droplets. Effect by the kinetic energy, the droplets through the opening race, gradually merged into large droplets and oil separation with the sedimentation under gravity, through the oil after the coalescence filter, still smaller size droplets forward to the separation filter at the inertia. Separation filter by specific hydrophobic material in the oil through the separation filter, water droplets are kept outside the separation filter, and oil through the separation filter, and discharged from the outlet.

### Technical Parameters

Model	LYC-25J-*/**	LYC-50J-*/**	LYC-100J-*/**	LYC-150J-*/**	LYC-200J-*/**	LYC-2400J-*/**
Rated flow (L/min)	25	50	100	150	200	400
Temperature (°C)	25-80					
Recommended viscosity (cSt)	10-120					
Rated pressure (Mpa)	0.6					
The original pressure loss (Mpa)	≤0.1					
Filtration precision before pump(μm)	100					
First filtration precision(μm)	10,20,40					
Secondary filtration precision(μm)	3,5,10					
Voltage(V)	Three-phase AC380V					
Motor Power(Kw)	0.75	1.1	2.2	4	5.5	13
Weight (Kg)	150	200	300	520	860	2860
Dimensions(mm)	1200x820x1250	1350x820x1400	1740x980x1450	1800x1000x1540	1840x1050x1780	3180x1600x2000

Note: \* Secondary precision filter accuracy, such as 003 means 3 μm

\*\* The applicable media: generally hydraulic oil

BH: water, ethylene glycol V: phosphate ester hydraulic fluid

\*\*\* When the medium viscosity fluid temperature is too high or low, needed to increase the heating device

## ZLYC Series Efficient Vacuum Oil Purifiers

### Applications

- Oil purifier of turbine oil and transformer
- In addition to water, hydraulic and lubricating oil filter impurities
- Comprehensively improve the cleanliness of hydraulic lubrication system
- Various types of oil regeneration purifier

### Product Performance

#### 1. Vacuum System:

By vacuum tank, vacuum pumps, condensate tanks, fluid tanks, air-filling system.

Optimized structure design, greatly increasing the surface area of the oil in the vacuum system, and maximizing oil travel in a vacuum system. The oil in the water and gas are fully overflowed. This machine adopts advanced defaming system so oil filter at work will not appear similar products widespread phenomenon of injection.

#### 2. Filtration system:

Using three filter, coarse filter inlet to protect the pump and extend the life of the main filter. After the pump has two fine filter, so the oil quickly reach high cleanliness. Using special gradient filter pore glass fiber material that can be layered filter particles of different size, which greatly improved the life of the filter. The filter has a perfect structure, which can effectively reduce the surface velocity filter, access to stable filtration accuracy.

#### 3. Heating system:

Segmented gradual heating surface heat load is small 1.0W / cm<sup>2</sup>, the oil does not overheat causing deterioration. Oil temperature can be adjusted at 0 ~ 100 °C, automatic control, and a protective device, the amount of oil is too low today automatically stop working, to avoid damage caused by dry heater.

#### 4. Automatic control system:

The machine uses the frequency, level transmitters, temperature sensors, vacuum degree sensing instrument, such as a series of automatic control instruments of various information acquisition device run by the central processor for processing, automatic control of the whole equipment run and monitor the operational status of equipment. The unit comes with a variety of protective devices (overload, overvoltage protection, phase sequence protection, abnormal operation shutdown protection) to ensure safe operation of equipment.

#### 5. The whole structure:

Machine integration bridge structure, reducing the volume. Holistic removable tank, ensure that the ground without oil operations, reduce environmental pollution. There are mobile, fixed, fully enclosed, vehicle type, and so many models to choose from.



### Technical Parameters:

Model	ZLYC-25-*/**	ZLYC-32-*/**	ZLYC-50-*/**	ZLYC-100-*/**	ZLYC-150-*/**	ZLYC-200-*/**
Rated flow(L/min)	25	32	50	100	150	200
Rated pressure (Mpa)	0.6					
Rated vacuum	≤-0.095					
Filtered water content (ppm)	5-30					
Filtered air content	≤0.2%					
First class micron(μm)	100					
Second class micron(μm)	10,20					
Third class micron(μm)	3,5					
Voltage (V)	Three-phase AC380V, 50Hz					
Motor Power (kw)	18	26	36	65	65	135
Weight (kg)	360	470	680	840	960	1500
Dimensions (mm)	1250x920x1600	1350x980x1400	1500x1060x1800	1600x1080x2100	1800x1200x2200	2000x1200x2200

Note: \* Secondary precision filter accuracy, such as 003 means 3 μm

\*\* The applicable media: generally hydraulic oil

BH: water, ethylene glycol V: phosphate ester hydraulic fluid

\*\*\* When the medium viscosity fluid temperature is too high or low, the need to increase the heating device

**Filter Assemblies**



**Pall 8300/04/10/14 Series Filter Assemblies Equivalent**  
Flows to 300 gpm (1135 L/min)  
Pressures to 400 psi (28 bar)  
Port sizes: 1-1/2", 2 and 2-1/2"  
With Dual Manifold:  
Flows to 600 gpm (2270 L/min)  
Port Size: 3"



**Up319 Series High Pressure Filters Equivalent**  
Flows to 600 L/min (160 US gpm)  
Pressures to 250 bard (3625 psid)  
Port size 1/4", 1/2" and 2"  
Patented Utlpleat (laid-over pleat) filter medium pack  
Coreless, cageless element configuration  
Pall Stress-Resistant Technology (SRT) Media  
In-to-out filter element flow path



**TF Tank Mounted Suction Filter Series (The original LXZ Series)**  
Flow rate: 25-1300L/min  
Precision: 80-180µm  
Dia.: 15-90mm  
Connecting: Thread, Flange  
Element Model: TFX Series  
(The original ZX Series)



**TFA Series Suction Filter Series**  
Flow rate: 25-800L/min  
Precision: 80-180µm  
Dia.: 15-90mm  
Connecting: Thread, Flange  
Element Model: TFX Series



**ISV Suction Line Filter Series**  
Flow rate: 40-1000L/min  
Precision: 80-180µm  
Dia.: 20-100mm  
Connecting: Flange  
Element Model: IX Series



**Pall UH319 Series Filters Equivalent**  
In-to-out filter element flow path  
Flows to 600 L/min (160 US gpm)  
Pressures to 420 bar (6100 psi)  
Ports, 1 1/2" top and side manifold mount  
Coreless, cageless element configuration



**Hydac RFD Series Duplex Return Oil Filter Equivalent**  
Nominal pressure: 260 bar  
Bypass cracking pressure : 25 bar  
Temperature: -10 °C to +100 °C  
Connection: Flange  
Flow rate : 1300L/min



**WU XU Suction Filter Series**  
Flow rate: 16-1000L/min  
Precision: 80-180µm  
Dia.: 20-75mm  
Connecting: Thread, Flange



**RF Tank Mounted Return Filter Series**  
Flow rate: 60-1300L/min  
Pressure: 1MPa  
Precision: 1-30µm  
Dia.: 20-100mm  
Connecting: Thread, Flange  
Element Model: LH Series



**RFA Tank Mounted Mini-type Return Filter Series**  
Flow rate: 25-1000L/min  
Pressure: 1.6MPa  
Precision: 1-30µm  
Dia.: 15-90mm  
Connecting: Thread, Flange  
Element Model: FAX Series



**Hydac RFLD Series Change-Over Inline Filter Equivalent**  
Nominal pressure: 16 bar  
Temperature range: -10 °C to +100 °C  
Connection: DN 40-DN 300  
Flow rate: 15000 l/min



**Hydac DF Series Pressure Filter Equivalent**  
Nominal pressure: 260 bar  
Bypass cracking pressure : 6 bar  
Temperature: -10 °C to +100 °C  
Connection:  
Flow rate : 500L/min



**RFB Tank Mounted Magnetic Return Filter Series**  
Flow rate: 25-1300L/min  
Pressure: 1.6MPa  
Precision: 1-30µm  
Dia.: 60-80mm  
Connecting: Flange  
Element Model: FBX Series



**Spin Line Filter**  
Flow rate: suction: 25-80L/min  
return: 60-320L/min  
Maximum Pressure: 0.7MPa  
Precision: 1-30µm  
Connecting: Thread  
Element Model: SP (A, B) X Series



**RLF Return Line Filter Series**  
Flow rate: 60-1300L/min  
Pressure: 1.6MPa  
Precision: 1-20µm  
Dia.: 25-100mm  
Connecting: Flange  
Element Model: SFX Series



**RLF Large Flow Rate Return Line Filter Series**  
Flow rate: 1300-9100L/min  
Pressure: 1.6MPa  
Precision: 1-30µm  
Dia.: 100-250mm  
Connecting: Flange  
Element Model: SFX-1300\*



**ZU-H QU-H High Pressure Line Filter Series**  
Flow rate: 10-800L/min  
Pressure: 32 MPa  
Precision: 1-30µm  
Dia.: 15-55mm  
Connecting: Thread, Flange  
Element Model: HX, HBX, HDX Series



**GU-H Tank Mounted Pressure Line Filter Series**  
Flow rate: 10-630L/min  
Pressure: 32 MPa  
Precision: 3-40µm  
Dia.: 15-55mm  
Connecting: Thread, Flange  
Element Model: GX Series



**SRFA Duplex Tank Mounted Mini-type Return Filter Series**  
Flow rate: 25-1000L/min  
Pressure: 1.6 MPa  
Precision: 1-30µm  
Dia.: 20-90mm  
Connecting: Screw, Flange  
Element Model: SFX Series



**SRFB Duplex Tank Mounted Return Filter Series**  
Flow rate: 25-1300L/min  
Pressure: 1.6 MPa  
Precision: 1-30µm  
Dia.: 50mm 80mm  
Connecting: Flange  
Element Model: SFBX Serie



**SRLF Duplex Return Line Filter Series**  
Flow rate: 60-1300L/min  
Pressure: 1.6 MPa  
Precision: 1-30µm  
Dia.: 25-100mm  
Connecting: Flange  
Element Model: SFX Series



**SDRLF Duplex Large Flow Rate Return Line Filter Series**  
Flow rate: 1300-9100L/min  
Pressure: 1.6 MPa  
Precision: 1-30µm  
Dia.: 100-250mm  
Connecting: Flange  
Element Model: SFX-1300\*



**ZU-A SQU-A SWU-A SXU-A Duplex Return Line Filter Series**  
Flow rate: 25-400L/min  
Pressure: 1.6 MPa  
Precision: 1-30µm 50µm (only SXU-A)  
Dia.: 20-65mm  
Connecting: Flange  
Element Model: STZX2 Series



**ZU-A QU-A WU-A XU-A Return Line Filter Series**  
Flow rate: 10-630L/min  
Pressure: 1.6 MPa  
Precision: 1-30µm  
Dia.: 10-65mm  
Connecting: Thread, Flange  
Element Model: TZX2 Series

## SPL Series Filter Assemblies

### Technical Data

Operation Temp.: ≤95°C Operation Pressure: ≤0.8MPa Cleaning Pressure Drop: ≤0.15MPa

Note: The tested clean oil viscosity is 24Cst, initial pressure drop is not over 0.08MPa.

P/N.		Dia.	Flow Rate	Filter Disc Sizes	
Duplex Series	Single Series	DN	L/min	ID. ( mm )	OD. ( mm )
SPL-15		15	2	20	40
SPL-25	DPL-25	25	5	30	65
SPL-32	DPL-32	32	8	45	90
SPL-40	DPL-40	40	12	60	125
SPL-50	DPL-50	50	20	70	155
SPL-65	DPL-65	65	30	90	175
SPL-80	DPL-80	80	50		
SPL-100	DPL-100	100	80		
SPL-125	DPL-125	125	120		
SPL-150	DPL-150	150	180		
SPL-200	DPL-200	200	320		



### Order Information:

1. Installation type: D: Top-hung type C: Offset type X: Underneath type
2. Mesh
3. Filter disc material: Bronze, stainless steel
4. If the filter housing dia. is over DN50, it can use candle filters, plus Z behind the P/N.

## Filter Discs



### Technical Data:

No.	Mesh	Mesh Hole Sizes(mm)	Micron (µm)	Wire Mesh (mm)	Weight per unit area (kg/m <sup>2</sup> )			Screening Area Percentage (%)	Mesh (in.)
					Brass	Tin bronze	stainless steel		
1	10	2.00	2000	0.400	0.933	0.949	0.841	69	10.58
2	20	1.00	1000	0.250	0.700	0.712	0.631	64	20.32
3	40	0.450	450	0.180	0.720	0.732	0.643	51	40.32
4	60	0.280	280	0.140	0.653	0.655	0.589	44	60.48
5	80	0.200	200	0.112	0.562	0.572	0.507	41	81.41
6	118	0.125	114	0.090	0.527	0.536	0.475	34	118.14
7	158	0.090	78	0.071	0.438	0.446	0.395	31	157.76
8	200	0.071	46	0.056	0.346	0.352	0.312	31	200
9	264	0.056	38	0.040		0.237	0.210	34	264.6
10	300	0.050	34	0.032		0.178	0.158	37	309.8
11	363	0.040	30	0.030		0.183	0.162	32	363

## Oil Filter Elements

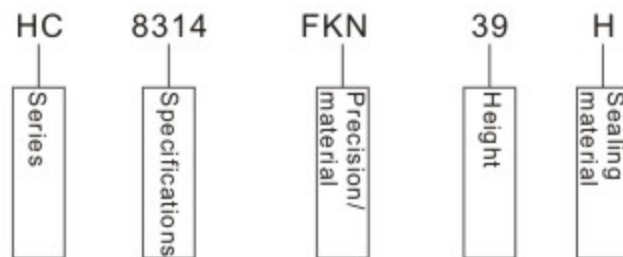
### PALL Filter Element Equivalent



#### Introduction:

Pall filter element is made of new PALL-Ultipor III series filtration parts, for a variety of liquid medium in various of occasions, it can make the solid particles superfine filtration. Usually, it widely used in hydraulic and lubricant system. Lefilter adopts HV and Lydall fiberglass material to manufacture the filters, which can replace the original Pall filters.

#### Instructions:



#### Typical model codes:

1.	HC7400*4H	14.	HC9600*8Z
2.	HC7404*8Z	15.	HC9404*13H
3.	HC6200*13H	16.	HC9400*16H
4.	HC2216*16Z	17.	HC9100*26H
5.	HC9901*26H	18.	HC8904*39Z
6.	HC9800*39H	19.	HC8900*4H
7.	HC9801*26H	20.	HC8700*8H
8.	HC9700*16H	21.	HC8400*13Z
9.	HC9650*13Z	22.	HC8314*26H
10.	HC9604*8H	23.	HC8300*16Z
11.	HC9601*6Z	24.	HC8304*39H
12.	UE219*13H	25.	UE209*4H
13.	UE319*08Z	26.	UE619*40Z

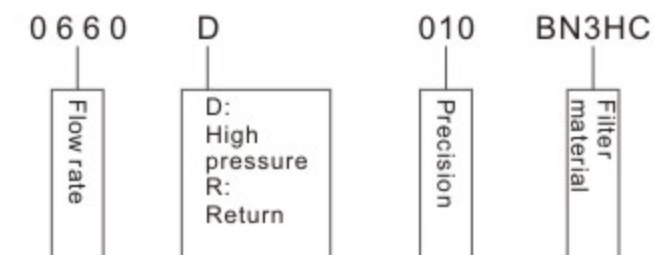
Note: \*stands for micron like 001, 003, 006, 012, 025µm.

### HYDAC Filter Element Equivalent

#### Introduction:

HYDAC company is the top on the hydraulic system pollution control. Their products have the characteristic on high pressure collapse resistance, high liquidity, high filtration efficiency. They are widely used in hydraulic and lubricant system to keep the systems operate regularly. Lefilter can produce such filters with same functions to replace HYDAC products.

#### Instructions:



#### Typical model codes:

1.	0060R*BN/HC	12.	0165R*BN/HC
2.	0080MA*BN3HC	13.	0180MA*BN3HC
3.	0080MG*BN4HC	14.	0240R*BN/HC
4.	0085MA*BN/HC	15.	0330R*BN4HC
5.	0090MA*BN3HC	16.	0480R*BN/HC
6.	0095DMA*BN4HC	17.	0500R*BN3HC
7.	0100S*BN/HC	18.	0660R*BN4HC
8.	0110R*W/HC	19.	0850R*BN/HC
9.	0160MA*BN/HC	20.	0950R*BN3HC
10.	0160MG*BN/HC	21.	1300R*BN4HC
11.	0160R*V/HC	22.	2600R*BN4HC

1.	0030D*BN/HC	12.	0160D*BN3HC
2.	0035D*BN3HC	13.	0160DN*BN3HC
3.	0040D*BN3HC	14.	0240D*W/HC
4.	0055D*BN3HC	15.	0250DN*BN3HC
5.	0060D*BN3HC	16.	0280D*BN/HC
6.	0060D*BN3HC	17.	0330D*BN4HC
7.	0063DN*BN3HC	18.	0400DN*BN3HC
8.	0075D*BN3HC	19.	0500D*V3HC
9.	0095D*BN3HC	20.	0630DN*BN3HC
10.	0100DN*BN3HC	21.	0660D*BN4HC
11.	0140D*BN3HC	22.	0990D*BN3HC

Note: \*stands for 001, 003, 005, 010, 020, 025µm.

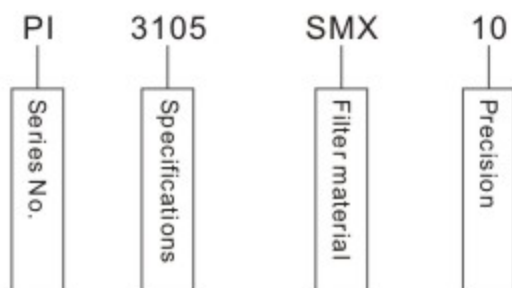
MAHLE Filter Element Equivalent



Introduction:

MAHLE filter element is widely used in hydraulic system to remove the impurities in the oil and reduce the hydraulic parts surface friction then improve the system reliability and keep the hydraulic and lubricant system reliable and high efficiency operation.

Instructions:



Typical model codes:

1.	PI2130SMX3	14.	PI2230SMXVST3
2.	PI2211SMXVST3	15.	PI1111MIC10
3.	PI73040DN	16.	PI1030MIC25
4.	PI73010DN	17.	PI4111SMX25
5.	PI1005MIC25	18.	PI4205SMXVST25
6.	PI3105SMX10	19.	PI8505DRG100
7.	PI3108SMX1	20.	PI2230SMXVST3
8.	PI4208SMXVST	21.	PI13100RNMIC10
9.	PI4130SMX40	22.	PI35063RNDRG25
10.	PI8230DRG25	23.	PI5145SMX6
11.	PI1015MIC25	24.	PI8345DRG40
12.	852519MIC	25.	PI37016RNDRG60
13.	852070SMX10NBR	26.	PI8130DRG10

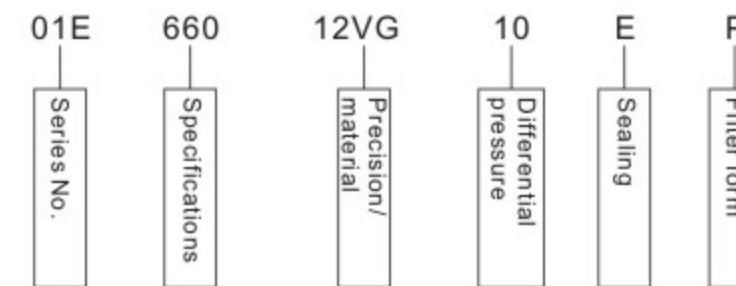
INTERNORMEN Filter Element Equivalent



Introduction:

The INTERNORMEN filter element is widely used in hydraulic and lubricant system to remove the impurities in the oil and keep the systems operate regularly. For different micron, we have coarse filters, normal filters, ultrafilters and fine filters, which can make sure your choice correct.

Instructions:



Typical model codes:

1.	01.E.30.3VG.HR.E.P	14.	01.E.240.50G.HR.E.P
2.	01.E.30.6VG.30.E.P	15.	01.E.240.25VG.10.E.P
3.	01.E.30.25G.30.E.P	16.	01.E.360.6VG.HR.E.P
4.	01.E.60.3VG.HR.E.P	17.	01.E.360.12VG.10.E.P
5.	01.E.60.12VG.30.E.P	18.	01.E.450.6VG.HR.E.P
6.	01.E.120.25VG.10.E.P	19.	01.E.450.80G.10.E.P
7.	01.E.90.3VG.HR.E.P	20.	01.E.660.12VG.10.E.P
8.	01.E.90.25G.HR.E.P	21.	01.E.660.6VG.HR.E.P
9.	01.E.150.3VG.10.E.P	22.	01.E.900.3VG.HR.E.P
10.	01.E.150.25G.10.E.P	23.	01.E.900.25VG.10.E.P
11.	01.E.170.6VG.HR.E.P	24.	01E.1200.25VG.16.S.P
12.	01.E.170.25G.10.E.P	25.	01NL.250.10VG.30EP
13.	01.E.240.6VG.HR.E.P	26.	01,NL.630.25VG.10.E.P



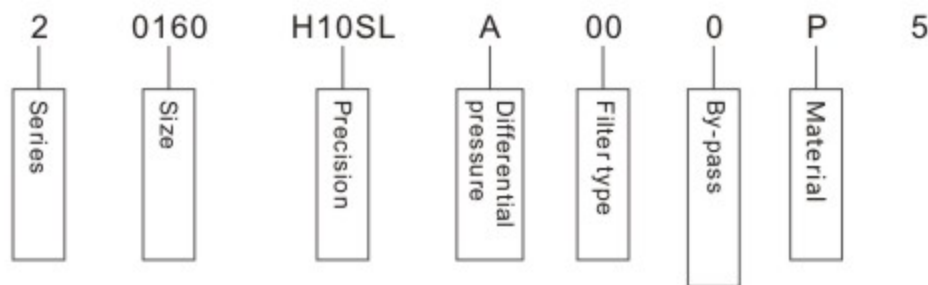
**EPE Filter Element Equivalent**



**Introduction:**

EPE filter element is widely used in the hydraulic system, and lubricant system to filter the solid and colloidal particles, and can work effectively to control the media pollution then protect the system working safely and efficiently. Mainly be used in the hydraulic system of rolling mill, continuous cutting machine, or other lubricant machines. Also could be used to the particles separation and recovery in the field of oil refining, chemical products, and the filtration of dust particles in the oil field water injection or natural gas.

**Instructions:**



**Typical Model Codes:**

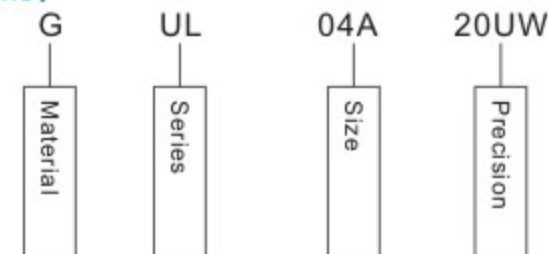
1.	1.0020H10XL-A00-0-P	14.	1.1350AS20-A00-0-P
2.	1.0020 H20XL-A00-0-P	15.	1.0600AS3-000-0-P
3.	1.0030 H10SL-A00-0-P	16.	2.0015H10XL-A00-0-P
4.	1.0045H3B	17.	2.0004H10XL-A00-0-V
5.	1.0045VS5C	18.	2.0004P10A00-0-P
6.	1.0063G25A	19.	2.0160H10SL-A00-0-P5
7.	1.0145G25A	20.	2.0063H10SL-B00-0-P5
8.	1.0095H3B	21.	2.0160H6SL-B00-0-P5
9.	1.0200G25A	22.	2.0063H10SL-A00-0P-5
10.	1.0630H10SL-B00-0-P	23.	2.0020AS10-A00-0-P
11.	1.0400H3SL-B00-0-P5	24.	2.0400H3SL-B00-0P5
12.	1.0540AS10-A00-0-P	25.	2.90K3P
13.	1.0540AS20-000-0-P	26.	2.140K3P

**TAISEIKOGYO Filter Element Equivalent**

**Introduction:**

Taiseikogyo filter element is widely used in the hydraulic system to filter the solid and colloidal particles, reduce the hydraulic components surface friction, improve system's reliability, and keep the hydraulic and lubricant system running safely and effectively.

**Instructions:**



**Typical Model Codes:**

1.	P-G-UL-10A-20U	14.	G-UL-08A-100K
2.	G-UL-08A-100K	15.	G-UL-08A-10M
3.	G-UL-10A-40U	16.	G-UL-04A-200K
4.	G-UL-12A-100K	17.	G-UL-04A-20UW
5.	PUH08A10U	18.	G-UL-10A-6M
6.	F-LN-16-8C	19.	G-UL-12A-100W
7.	F-MU-10-100UW	20.	P-G-MVF-08-10UW
8.	F-ISV-20A-200W	21.	G-352-A08-50UW
9.	F-LND-08-40U	22.	G-UL-10A-50UW
10.	P351A0360U	23.	PFSH410UW
11.	P351A0360M	24.	G-351-A06-150K
12.	PFSH6100W	25.	G-4201-12-4-20UW
13.	G-UL-10A-150W	26.	G-352-08-150W

**FILTREC Filter Element Equivalent**

**Product Introduction:**

Filtrec filter element is widely used in the hydraulic system to filter the solid or colloidal particles, and can effectively control the media pollution. The filters replacement made by our company could totally meet the original filters conditions standards.



**Typical Model Codes:**

1.	AS1090	14.	D614G01
2.	A110C10	15.	D520C25A
3.	A140C10	16.	D530C25A
4.	A210C10BM	17.	D614G01
5.	A160C10	18.	DHD330H03B-
6.	C415G03	19.	DMD00011B100B
7.	CL4T05ABN	20.	DMD127B100B
8.	C414G03	21.	DVD210A05B
9.	CP2T10SBN	22.	DVD256A05B
10.	D130C10A	23.	FS130B5T125-
11.	DHD1320G03B	24.	FS142B9T125-
12.	D110G25A	25.	FS170B7T125
13.	D614G01	26.	RHR1300G03B

### ARGO Filter Element Equivalent

#### Introduction:

Argo filter element is made of high-quality glass fiber, being used in the hydraulic system, and lubricant system to filter the solid and colloidal particles. The filters replacement made by our company could totally meet the original filters conditions standards and work effectively to control the media pollution protecting the system working safely and efficiently.



#### Typical Model Codes:

1.	K3091852	14.	V3093318
2.	K3102652	15.	S2061310
3.	P2061301	16.	S2071710
4.	P2061701	17.	S2072300
5.	V2083303	18.	S2092000
6.	V2083308	19.	S2092010
7.	V2092006	20.	S2092020
8.	V2121703	21.	W3062308
9.	V2126003	22.	P2.0920-15
10.	V3083306	23.	P2.0923-22
11.	V3083326	24.	P3.0510-00
12.	V3092308	25.	S2.0920-15
13.	V3093306	26.	V3.0720-01

### MP-FILTRI Filter Element Equivalent

#### Introduction:

Mp-Filtri filter element is widely used in the hydraulic system to filter the solid and colloidal particles, reduce the hydraulic components surface friction, improve system's reliability, and keep the hydraulic and lubricant system running safely and effectively.



#### Typical Model Codes:

1.	C2540M250A	14.	HP0653P10AN
2.	CA800M250	15.	HP1351A10HA
3.	CU100A10N	16.	STR140-5SG2M60
4.	MF1801A10NB	17.	HP3204T25VH
5.	HP0652M90NV	18.	HP0653A10AH
6.	CU350M10N	19.	CU350A25V
7.	CU350P25N	20.	STR140-5SG2M90
8.	HP1352A10VH	21.	M1A06HA
9.	SF530M25	22.	STR140-6SG2M60
10.	SF520-M60	23.	M1A06HV
11.	SF515-M90	24.	SF520-M125
12.	STR140-6SG2M90	25.	M1A03HA
13.	C2505M25A	26.	MF0201M25NV

### PARKER Filter Element Equivalent

#### Introduction:

Parker can supply the most complete filter strainers, configurations, and also the most comprehensive filters solutions, besides, it could directly replace most of the famous brands filters. Parker filter is widely used in the hydraulic and lubricant system, and work effectively to control the media pollution then protect the system working safely and efficiently.



#### Typical Model Codes:

1.	936701Q	14.	FC1091 Q020.DS
2.	936705Q	15.	FC1240.Q020.XC
3.	G01954	16.	FC7202A025VS
4.	G40264	17.	FC1341Q003BS
5.	G40272	18.	FC5012Q003BS
6.	926841Q	19.	G01370Q
7.	933213Q	20.	G01775Q
8.	9326766	21.	GO3760Q
9.	928932	22.	PR2754
10.	927661	23.	PR2834
11.	926697Q	24.	PR2834Q
12.	926888Q	25.	PR2855Q
13.	930118Q	26.	PR3451Q

### STAUFF Filter Element Equivalent

#### Introduction:

Stauff filter element is widely used in the hydraulic system to filter the solid and colloidal particles, and can effectively control the media pollution. The filters replacement made by our company could totally meet the original filters conditions standards, which could protect the system working safely and efficiently.



#### Typical Model Codes:

1.	RS090A05B	14.	SE008B25B
2.	SS014A05A	15.	NL063B100B
3.	LL0505A05B	16.	SA020E10B
4.	RP200E03B	17.	SL003B100B
5.	SE090B100B	18.	SM181G10B
6.	RL005B25B	19.	SP020E03B
7.	RP075E03B	20.	SS004A05B
8.	RS060A05B	21.	NR100B100B
9.	RE090A03B	22.	RUMG10B
10.	AD030B40B	23.	SP024E03B0BE
11.	LS008A05B	24.	RL005B25B
12.	LL160E10B	25.	RP085E03B
13.	RS014A05B	26.	RTE10D10B

### HY-PRO Filter Element Equivalent

#### Introduction :

Hy-Pro filter element is widely used in the hydraulic system to filter the solid or colloidal particles, reduce the hydraulic components surface friction, improve system's reliability, and keep the hydraulic and lubricate system running safely and effectively.



#### Typical Model Codes:

1.	HP60L16-1MV	14.	HP60L13-25MV
2.	HPQ210406L16-1MV	15.	HP60L8-1MB
3.	HP60L4-1MB	16.	HP60L8-1MV
4.	HPQ210406L4-1ME	17.	HP60L13-6MB
5.	HPQ210406L4-1MB	18.	HP60L13-6MV
6.	HP60L4-1MV	19.	HP60L16-6MB
7.	HPQ210406L4-1MV	20.	HP60L16-6MV
8.	HP60L8-1MB	21.	HP60L4-6MB
9.	HPQ210406L8-1MB	22.	HP60L4-6MV
10.	HPQ210406L8-1ME	23.	HP170L1012MB
11.	HP60L8-12MV	24.	HP95RNL1412MB
12.	HP60L13-25MB	25.	HP250L7100W
13.	HP60L16-25MB	26.	HP80L1312MB

### VICKERS Filter Element Equivalent

#### Introduction :

VICKERS filter element is widely used in the hydraulic system to filter the solid and colloidal particles, reduce the hydraulic components surface friction, improve system's reliability, and keep the hydraulic and lubricant system running safely and effectively.



#### Typical Model Codes:

1.	V0411B8L05	14.	V6024B1H03
2.	V0272B2C20	15.	V6014B1H03
3.	OF3-12-10	16.	V309B2H05
4.	H3031VC03	17.	V6021B2C05
5.	926388	18.	VRF2B1C03
6.	V3031VC03	19.	VCF2B1C05
7.	V3045B1V03	20.	W0211B2W03
8.	V3045V1H05	21.	H3035BC05
9.	V3032BC05	22.	H3031BC10
10.	V3042V2V10	23.	H3032BV03
11.	V30PB2C10	24.	OD3-12-3RV-10
12.	V3041V2V10	25.	OF3-20-10
13.	V3042B1C03	26.	OFRS60X10M

## Coalescers & Separators

### Pall Equivalent



#### Filtration:

Solid particles are removed from the fluid stream by the filter medium.

#### Coalescence:

Small droplets are merged into larger ones as they pass through several layers of filter media in the coalescer.

#### Separation:

Gravity takes effect, the large droplets are separated from the product fluid stream.

#### Typical P/N.:

No.	P/N.	No.	P/N.
1	CS604LGH13	7	CS604LGBT2H13
2	CS604LGBH13	8	CS604LGBT2DH13
3	CS604LGDH13	9	CC1LGA7H13
4	CS604LGBDH13	10	CC3LG02H13
5	CS604LGT2H13	11	CC3LGA7H13
6	CS604LGT2DH13	12	CC3LGB7H13

\*More code numbers and specifications, contact us, please.

**PECO Equivalent**




Remove particulate and liquid droplets from air/gas streams with the original fiberglass filter separator element. The filter separator which is used to the most sought after device for protecting gas compressors today. The quality and construction of the filter elements used in a filter separator significantly affects compressor performance and operating costs.

**Typical P/N.:**

No.	P/N.	No.	P/N.
1	FG-12	18	PCHG-372
2	FG-24	19	PCHG-536
3	FG-36	20	PCHG-572
4	FG-72	21	CAA11-5
5	FG-312	22	CAA14-5
6	FG-324	23	CAA14-5SB
7	FG-336	24	CAA22-5
8	FG-372	25	CAA22-5SB
9	FG-536	26	CAA28-5
10	FG-572	27	CAA28-5SB
11	PCHG-12	28	CAA33-5
12	PCHG-24	29	CAA33-5SB
13	PCHG-36	30	CAA38-5
14	PCHG-72	31	CAA38-5SB
15	PCHG-312	32	CAA43-5
16	PCHG-324	33	CAA56-5
17	PCHG-336	34	CAA56-5SB

\*More code numbers and specifications, contact us, please.

**Parker & Velcon Equivalent**



Dissolved water removal from insulating oil is now possible without the need for heat and vacuum oil processing systems. Specifically developed for dehydrating oil to be used in transformers, Parker & Velcon equivalent filter cartridges can help utilities reduce expenses and increase efficiency when processing oil

Cartridges have a patented construction for removing dirt and water from hydrocarbon and other oils as well as gases. The outer media layer filters out silt, rust and other particulate contaminants. The inner layers absorb water and chemically bond it so that no water will release downstream. When the cartridge reaches its water holding limit, the media swells shut and the differential pressure rapidly increases. This signals the operator that the cartridge must be changed.

**Typical P/N.:**

No.	P/N.	No.	P/N.
1	1-614C5	14	AC-71801
2	I-633C5TB	15	SD-718
3	I-628S5TV	16	SD-807
4	I-656C5TB	17	SD-1107
5	SO-424V	18	SD-1107HT
6	SO-436V	19	SD718 Supadri
7	FOS-736PLP3	20	AC-7131/2CR
8	FOS-822PLP3	21	FOS-512PL25
9	FOS-829PL05	22	FOS-718PL25
10	FOS-618FGA5	23	FOS-618PL05
11	AC-718P3	24	FOS-636PL05
12	AC-718P4D	25	FOS-718PL25
13	AC-73601	26	FOS-614PL05

\*More code numbers and specifications, contact us, please.